JONES

H22 Double Track Instructions

1



Measure to determine the required length of the Double track.

2

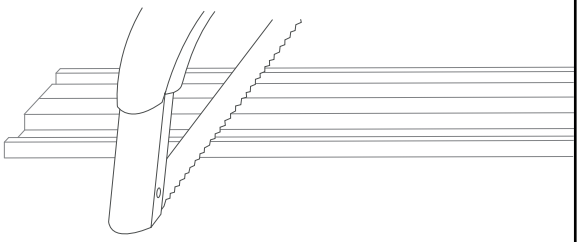

Cut the track to the required length.

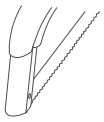

3

Bottom view

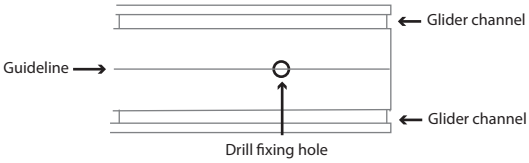

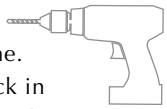

Drill fixing holes alone the guideline. These will be used to screw the track in place. The guideline can be found in the middle of the track.

4

Side view

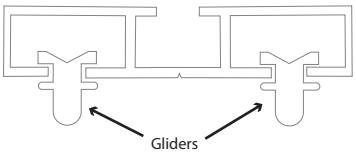

Slide the gliders into the specific channel.

5

Front view

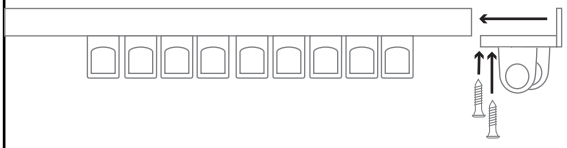

Insert an end stop to both ends of every channel. Secure in place by tightening the screw.

6

Side view

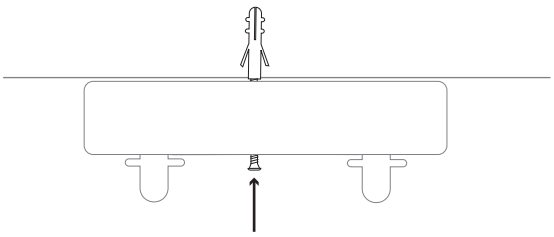

Screw the track into position using the pre-drilled holes along the securing guideline.